

Now Yesterday

Search:

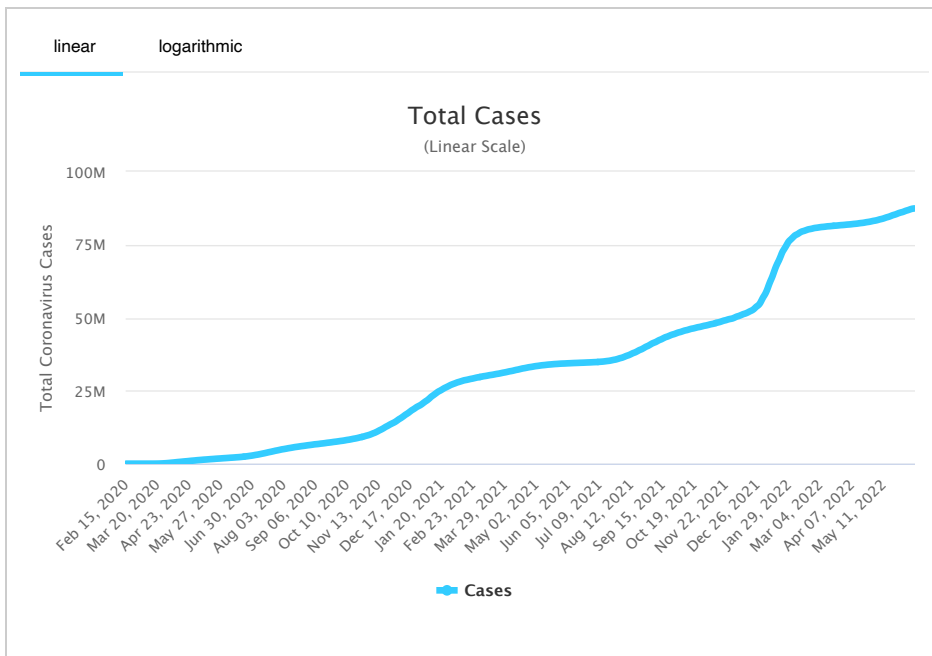
#	USA State	Total Cases	New Cases	Total Deaths	New Deaths	Total Recovered	Active Cases	Tot Cases/ 1M pop	Deaths/ 1M pop	Total Tests
	USA Total	87,424,846		1,036,084		83,245,792	3,142,970	264,121	3,130	1,040,1
1	California	9,800,346		91,953		9,150,937	557,456	248,033	2,327	171,8
2	Texas	7,022,299		88,932		6,773,008	160,359	242,183	3,067	66,7
3	Florida	6,341,542		74,948		5,979,384	287,210	295,261	3,490	59,0
4	New York	5,688,836		69,793		5,550,003	69,040	292,432	3,588	112,3
5	Illinois	3,361,646		38,320		3,150,983	172,343	265,285	3,024	57,8
6	Pennsylvania	2,960,677		45,465		2,854,089	61,123	231,267	3,551	26,7
7	North Carolina	2,799,515		24,660		N/A	N/A	266,923	2,351	26,3
8	Ohio	2,798,900		38,657		2,704,859	55,384	239,445	3,307	22,2
9	Georgia	2,588,857		38,290		2,496,196	54,371	243,831	3,606	25,3
10	Michigan	2,565,819		36,538		2,448,601	80,680	256,920	3,659	25,6
11	New Jersey	2,438,510		33,859		2,199,194	205,457	274,539	3,812	17,8
12	Tennessee	2,080,690		26,510		2,039,106	15,074	304,677	3,882	13,1
13	Arizona	2,077,346		30,372		2,005,698	41,276	285,400	4,173	19,7
14	Massachusetts	1,898,495		20,763		1,850,083	27,649	275,443	3,012	45,5
15	Virginia	1,824,660		20,441		1,718,376	85,843	213,773	2,395	19,1
16	Indiana	1,750,973		23,798		1,592,937	134,238	260,089	3,535	20,0
17	Wisconsin	1,699,869		14,690		1,627,150	58,029	291,952	2,523	16,7

18	<u>Washington</u> <u>(/coronavirus/usa/washington/)</u>	1,617,208	13,056	1,520,797	83,355	212,374	1,715	14,8
19	<u>Minnesota</u> <u>(/coronavirus/usa/minnesota/)</u>	1,528,694	13,034	1,501,235	14,425	271,063	2,311	19,4
20	<u>South Carolina</u> <u>(/coronavirus/usa/south-carolina/)</u>	1,514,423	17,970	1,454,514	41,939	294,136	3,490	16,6
21	<u>Colorado</u> <u>(/coronavirus/usa/colorado/)</u>	1,489,787	13,349	1,397,689	78,749	258,700	2,318	18,6
22	<u>Missouri</u> <u>(/coronavirus/usa/missouri/)</u>	1,473,752	20,643	1,405,338	47,771	240,125	3,363	14,6
23	<u>Kentucky</u> <u>(/coronavirus/usa/kentucky/)</u>	1,375,419	16,049	1,315,815	43,555	307,860	3,592	13,6
24	<u>Alabama</u> <u>(/coronavirus/usa/alabama/)</u>	1,328,321	19,695	1,276,653	31,973	270,910	4,017	7,7
25	<u>Louisiana</u> <u>(/coronavirus/usa/louisiana/)</u>	1,277,101	17,361	1,231,936	27,804	274,717	3,735	15,6
26	<u>Maryland</u> <u>(/coronavirus/usa/maryland/)</u>	1,109,279	14,678	1,034,800	59,801	183,483	2,428	21,5
27	<u>Oklahoma</u> <u>(/coronavirus/usa/oklahoma/)</u>	1,054,953	14,458	1,034,757	5,738	266,606	3,654	5,4
28	<u>Utah</u> <u>(/coronavirus/usa/utah/)</u>	962,209	4,793	937,812	19,604	300,132	1,495	9,4
29	<u>Iowa</u> <u>(/coronavirus/usa/iowa/)</u>	886,987	9,615	851,407	25,965	281,131	3,047	8,4
30	<u>Arkansas</u> <u>(/coronavirus/usa/arkansas/)</u>	850,535	11,526	831,833	7,176	281,839	3,819	6,9
31	<u>Connecticut</u> <u>(/coronavirus/usa/connecticut/)</u>	817,973	11,000	761,709	45,264	229,427	3,085	15,5
32	<u>Mississippi</u> <u>(/coronavirus/usa/mississippi/)</u>	816,572	12,481	789,365	14,726	274,372	4,194	6,5
33	<u>Kansas</u> <u>(/coronavirus/usa/kansas/)</u>	793,833	8,946	770,321	14,566	272,485	3,071	2,7
34	<u>Oregon</u> <u>(/coronavirus/usa/oregon/)</u>	785,032	7,707	713,688	63,637	186,126	1,827	11,7
35	<u>Nevada</u> <u>(/coronavirus/usa/nevada/)</u>	749,103	10,935	706,953	31,215	243,203	3,550	6,8
36	<u>New Mexico</u> <u>(/coronavirus/usa/new-mexico/)</u>	547,351	7,863	512,162	27,326	261,037	3,750	7,5
	<u>West Virginia</u>	523,367	7,001	514,377	1,989	292,034	3,906	6,7

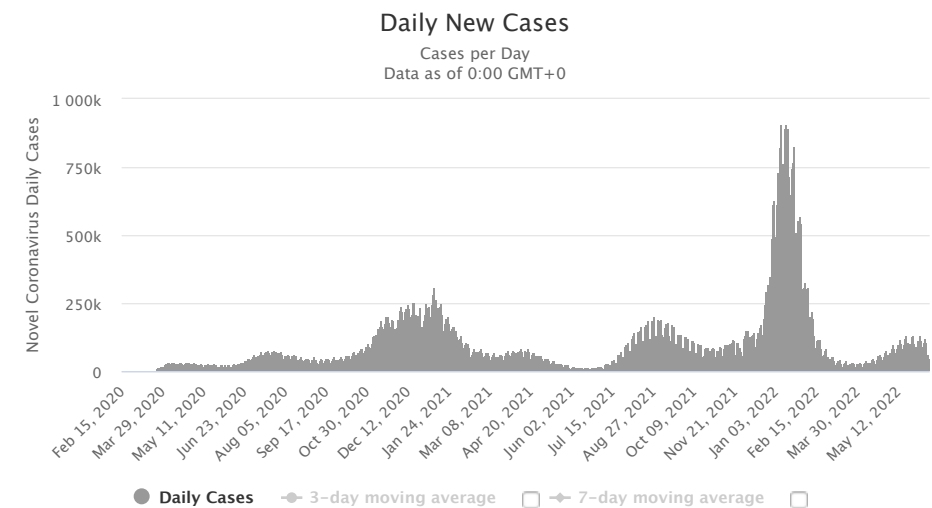
37	(/coronavirus/usa/west-virginia/)									
38	Nebraska (/coronavirus/usa/nebraska/)	491,350		4,326		477,979	9,045	254,005	2,236	5,5
39	Idaho (/coronavirus/usa/idaho/)	456,132		4,951		442,962	8,219	255,241	2,770	2,5
40	Rhode Island (/coronavirus/usa/rhode-island/)	397,758		3,591		379,063	15,104	375,470	3,390	8,1
41	New Hampshire (/coronavirus/usa/new-hampshire/)	328,834		2,564		323,007	3,263	241,841	1,886	4,8
42	Hawaii (/coronavirus/usa/hawaii/)	290,652		1,465		258,999	30,188	205,281	1,035	3,5
43	Montana (/coronavirus/usa/montana/)	280,965		3,434		275,408	2,123	262,884	3,213	2,7
44	Delaware (/coronavirus/usa/delaware/)	280,252		2,970		265,531	11,751	287,803	3,050	1,0
45	Maine (/coronavirus/usa/maine/)	266,105		2,403		251,252	12,450	197,964	1,788	5,3
46	Alaska (/coronavirus/usa/alaska/)	255,425		1,252		245,901	8,272	349,158	1,711	4,1
47	North Dakota (/coronavirus/usa/north-dakota/)	246,544		2,285		242,653	1,606	323,522	2,998	6
48	South Dakota (/coronavirus/usa/south-dakota/)	241,326		2,928		236,225	2,173	272,790	3,310	2,1
49	Wyoming (/coronavirus/usa/wyoming/)	159,707		1,824		156,648	1,235	275,947	3,152	1,3
50	District Of Columbia (/coronavirus/usa/district-of-columbia/)	152,799		1,348		143,327	8,124	216,506	1,910	3,0
51	Vermont (/coronavirus/usa/vermont/)	132,676		670		121,656	10,350	212,626	1,074	3,6
52	Puerto Rico	718,575		4,440		593,396	120,739	212,160	1,311	4,3
53	Guam	50,120		369		49,283	468			4
54	United States Virgin Islands	20,472		115		20,056	301			4
55	Northern Mariana Islands	11,482		34		11,405	43			.
56	American Samoa	6,192		31		5,958	203			
57	Veteran Affairs	663,146		22,139		627,076	13,931			8,6
58	US Military	648,638		688		618,376	29,574			
59	Federal Prisons	69,453		303		68,726	424			1

60	Navajo Nation	55,193	1,798	52,532	863			
61	Grand Princess Ship	122	7	115	0			
62	Wuhan Repatriated	3		3	0			
63	Diamond Princess Ship	46		46	0			
	Total:	87,424,846	1,036,084	83,245,792	3,142,970	264,121	3,130	1,040,1

Total Coronavirus Cases in the United States

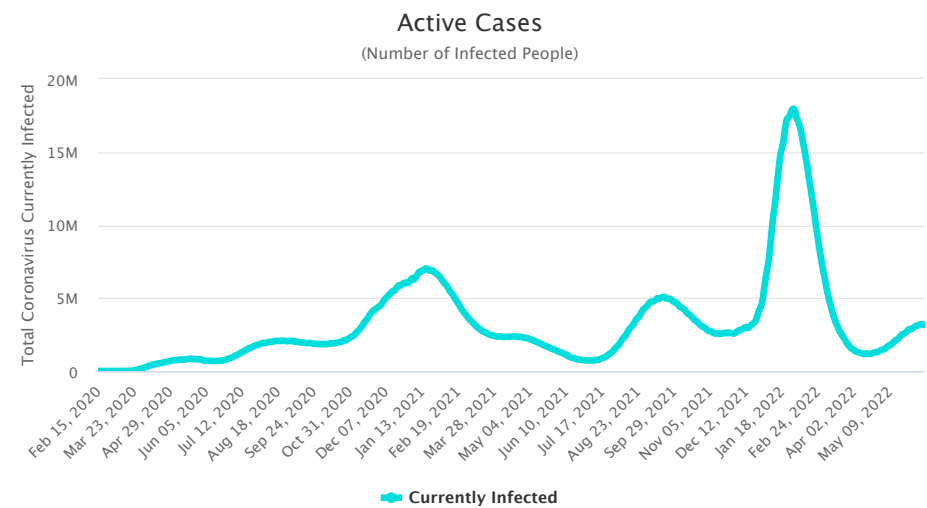


Daily New Cases in the United States

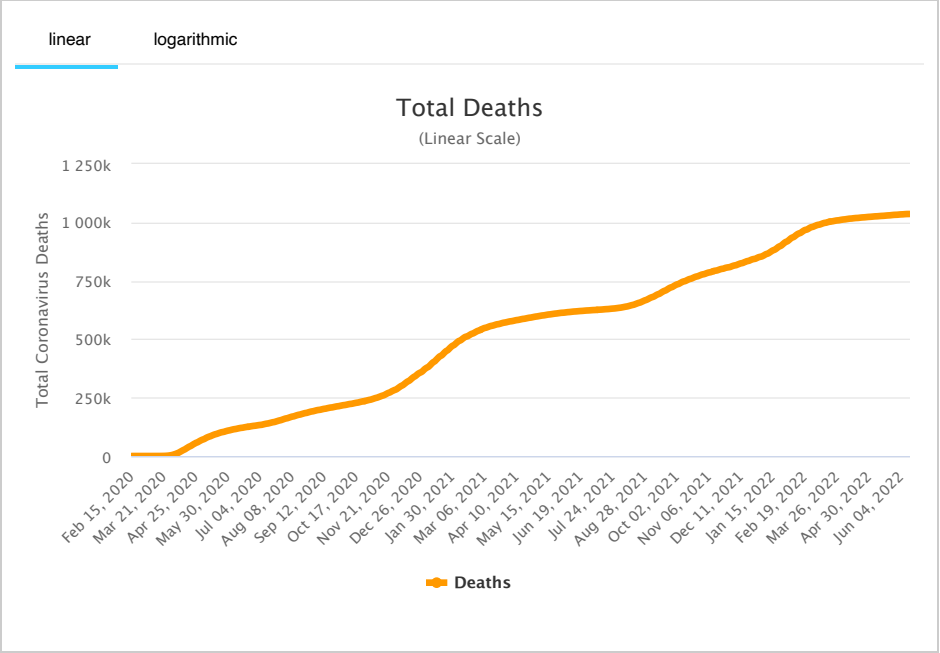


See also: [Daily Deaths Graph](#)

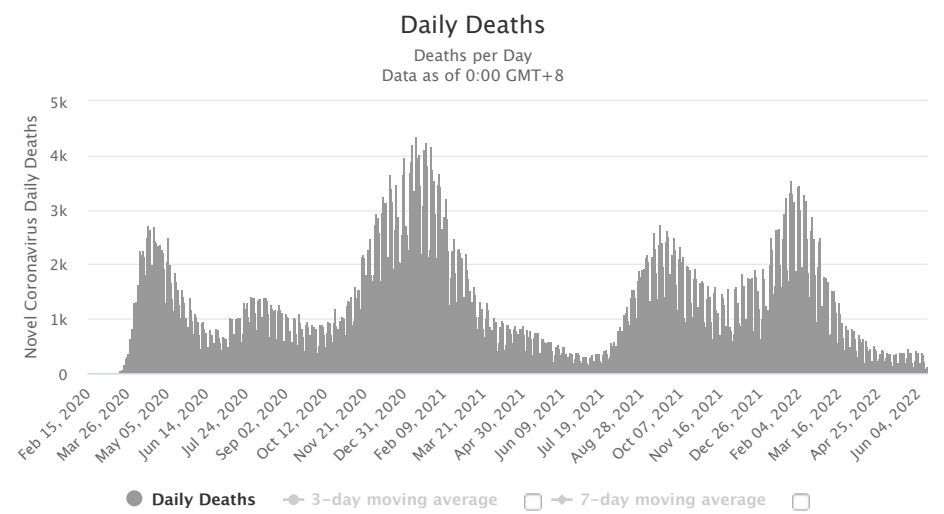
Active Cases in the United States



Total Coronavirus Deaths in the United States



Daily New Deaths in the United States



See also: [Daily Cases Graph](#)

Latest News

June 13 (GMT)

Updates

- 49,422 new cases and 117 new deaths in [the United States \(/coronavirus/country/us/\)](#)

June 12

June 11

June 10

June 9

June 8

[View More News](#)

Historical account of the initial stages of the epidemic in the United States

Content:

- First 20 cases in the United States
- Progression of first suspected cases
- Timeline of initial events
- Sources for the historical account

First 20 cases in the United States

Information collected on the first 20 domestic cases (not including repatriated cases and Diamond Princess cruise ship evacuee cases) is presented in the table below:

State	Cases	Sex	Age	Date	Case #	Location	Source
Oregon	1			Feb. 29	17 th	Washington C.	
Washington	2			Feb. 29	18, 19 th		
	1	M	30s	Jan. 21	1 st	Snohomish	[7]
Illinois	1			Mar. 1	20 th		
	1	M	60s	Jan. 30	6 th	Chicago	[12]
	1	F	60s	Jan. 24	2 nd	Chicago	[8]
California	2	unkn.	unkn.	Jan. 26	3 rd , 4 th	Orange C., L.A.	[9]
	1	M	adult	Jan. 31	7 th	Santa Clara C.	[17][18]
	1	F	unkn.	Feb. 2	9 th	Santa Clara C.	
	1	M	57	Feb. 2	10 th	San Benito C.	
	1	F	57	Feb. 2	11 th	San Benito C.	
	1		65	Feb. 28	16 th	Santa Clara C.	
	1			Feb. 21	13 th	Humboldt C.	
	1			Feb. 21	14 th	Sacramento C.	
	1			Feb. 26	15 th	[Northern California]	
Massachusetts	1	M	20s	Feb. 1	8 th	Boston	[16]
Arizona	1	unkn.	student	Jan. 26	5 th	Maricopa County	
Wisconsin	1			Feb. 5	12 th	Madison	

Patients Under Investigation (PUI) in the United States

CDC in the early stages released information regarding the number of cases and people under investigation that was updated regularly on Mondays, Wednesdays, and Fridays. Below we provide the historical reports that we were able to gather in order to track the progression in the number of suspected cases and US states involved through time in the initial stages

As of Feb. 10:

<i>Number of U.S. States with PUI</i>	<i>36</i>
Positive	12
Negative	318
Pending (specimens awaiting testing)	68
TOTAL	398

As of Feb. 7:

<i>Number of U.S. States with PUI</i>	<i>36</i>
Positive	12
Negative	225
Pending (specimens awaiting testing)	100
TOTAL	337

As of Feb. 5:

<i>Number of U.S. States with PUI</i>	<i>36</i>
Positive	11
Negative	206
Pending (specimens awaiting testing)	76
TOTAL	293

As of Feb. 3:

<i>Number of U.S. States with PUI</i>	<i>36</i>
Positive	11
Negative	167
Pending (specimens awaiting testing)	82
TOTAL	260

As of January 31:




<i>Number of U.S. States with PUI</i>	<i>36</i>
Positive	6
Negative	114
Pending (specimens awaiting testing)	121
TOTAL	241

Previously, as of January 29, there were 92 suspected cases awaiting testing.

--	--

Number of U.S. States with PUI	36
Positive	5
Negative	68
Pending (specimens awaiting testing)	92
TOTAL	165

Timeline of Events

-  On January 31, HHS declared Coronavirus a Public Health Emergency in the US (<https://www.hhs.gov/about/news/2020/01/31/secretary-azar-declares-public-health-emergency-us-2019-novel-coronavirus.html>)
As of Jan. 31, the Wuhan coronavirus is officially a public health emergency in the United States, Alex Azar, secretary of the US Department of Health and Human Services (HHS), announced at a White House press briefing.
-  On Jan. 31, the U.S. Centers for Disease Control and Prevention (CDC) **issued a federal quarantine for 14 days** affecting the 195 American evacuees from Wuhan, China. Starting Sunday, Feb. 2, U.S. citizens, permanent residents and immediate family who have visited China's Hubei province will undergo a **mandatory 14 days quarantine** and, if they have visited other parts of China, they would be screened at airports and asked to self-quarantine for 14 days. The last time the CDC had issued a quarantine was over 50 years ago in the 1960s, for smallpox.
-  President Donald Trump signed an order on Jan. 31 for the U.S. to **deny entry to foreign nationals who traveled to China** within the preceding two weeks, aside from the immediate family of U.S. citizens.
- On Jan. 30, the CDC had confirmed the **first case of person to person transmission in the U.S.:** ^[12] the husband of the Chicago, Illinois case who had returned from Wuhan, China on Jan. 13 and who tested positive for the virus on Jan. 24).
- CDC stated on Jan. 30 that "It is likely there will be more cases of 2019-nCoV reported in the U.S. in the coming days and weeks, including more person-to-person spread."^[12]
- The virus had been confirmed in **5 states**.
- On Jan. 31, **New York City** health officials vehemently denied the rumor regarding a coronavirus case in the city. ^[13] On Feb. 1, however, the city's health commissioner did report that there was a test being performed on a person under 40 who had returned from China, developed matching symptoms, and tested negative to the seasonal flu.
- Most US patients had recently visited Wuhan.**
- All of the first five U.S. cases were described as **mild**.
- A study on the first US case of novel coronavirus detailed mild symptoms followed by pneumonia (https://www.cnn.com/2020/01/31/health/washington-coronavirus-study-nejm/index.html?utm_term=link&utm_medium=social&utm_content=2020-02-01T00)

U.S. Airlines suspended ALL flights between the U.S. and China

On Friday, January 31, Delta, American and United announced they would temporarily suspend all of their mainland China flights in response to the coronavirus outbreak.^[14]

Prior to this January 31 announcement:

- UNITED AIRLINES**
on Jan. 28 had announced it would cut 24 flights between the U.S. and China for the first week of February.
- AMERICAN AIRLINES**

on Jan. 29 had announced it would suspend flights from Los Angeles to Shanghai and Beijing from Feb. 9 through March 27, 2020. It will maintain its flight schedules (10 daily A/R) from Dallas-Fort Worth to Shanghai and Beijing, as well as from Los Angeles and Dallas-Fort Worth to Hong Kong.

- **DELTA**

had not adjusted its schedule of direct flights from the U.S. to China. It is the only airline with direct flights to not take action so far.

The White House was considering issuing a ban on flights between the United States and China, as of late Jan. 28^[11]. Italy has announced on January 31 that it was suspending all flights to and from China following the first 2 cases of coronavirus in Italy.

Travel Alert: Do Not Travel to China

- The U.S. State Department on January 30 issued a **Level 4: Do Not Travel to China Alert** (<https://travel.state.gov/content/travel/en/traveladvisories/traveladvisories/china-travel-advisory.html>) ^[4] (the highest level of alert).
- Previously, on January 29, the advisory was set at a lower "Level 3: Reconsider Travel" advising not to travel to Hubei Province: (Level 4) and reconsider travel to the remainder of China (Level 3).
- The CDC on Jan. 28 issued a Level 3 Warning (<https://wwwnc.cdc.gov/travel/notices/warning/novel-coronavirus-china>), recommending that travelers **avoid all nonessential travel to China** ^[5].

Screening incoming passengers at 20 airports in the U.S.

On January 17, the CDC announced that 3 airports in the United States would begin screening incoming passengers from China: SFO, JFK, and LAX ^[6] Other 2 airports were added subsequently, and on January 28, the U.S. Department of Health and Human Services (HHS) announced that 15 additional U.S. airports (bringing the total to 20) would begin screening incoming travelers from China.

Below is the complete list of airports where screening for the 2019 Novel Coronavirus (2019-nCoV) is in place:

- Los Angeles International (LAX)
- San Francisco International (SFO)
- Chicago O'Hare
- New York JFK
- Atlanta Hartsfield-Jackson International
- Houston George Bush Intercontinental
- Dallas-Fort Worth International
- San Diego International
- Seattle-Tacoma International
- Honolulu International
- Anchorage Ted Stevens International
- Minneapolis-St. Paul International
- Detroit Metropolitan
- Miami International
- Washington Dulles International

- Philadelphia International
- Newark Liberty International
- Boston Logan International
- El Paso International
- Puerto Rico's San Juan Airport

Sources for the historical account

1. Novel Coronavirus (2019-nCoV) situation reports (<https://www.who.int/emergencies/diseases/novel-coronavirus-2019/situation-reports/>) - World Health Organization (<https://www.who.int/>) (WHO)
2. 2019 Novel Coronavirus (2019-nCoV) in the U.S (<https://www.cdc.gov/coronavirus/2019-ncov/cases-in-us.html>) - U.S. Centers for Disease Control and Prevention (<https://www.cdc.gov/>) (CDC)
3. Symptoms of Novel Coronavirus (2019-nCoV) (<https://www.cdc.gov/coronavirus/2019-ncov/about/symptoms.html>) - CDC
4. China Travel Advisory (<https://travel.state.gov/content/travel/en/traveladvisories/traveladvisories/china-travel-advisory.html>) - U.S. State Department, accessed January 31, 2020.
5. Novel Coronavirus in China - Warning - Level 3, Avoid Nonessential Travel (<https://wwwnc.cdc.gov/travel/notices/warning/novel-coronavirus-china>) - CDC, January 28, 2020.
6. Public Health Screening to Begin at 3 U.S. Airports for 2019 Novel Coronavirus ("2019-nCoV") (<https://www.cdc.gov/media/releases/2020/p0117-coronavirus-screening.html>) - CDC January 17, 2020
7. First Travel-related Case of 2019 Novel Coronavirus Detected in United States (<https://www.cdc.gov/media/releases/2020/p0121-novel-coronavirus-travel-case.html>) - CDC, January 21, 2020
8. Second Travel-related Case of 2019 Novel Coronavirus Detected in United States (<https://www.cdc.gov/media/releases/2020/p0124-second-travel-coronavirus.html>) - CDC, January 24, 2020
9. CDC confirms additional cases of 2019 Novel Coronavirus in United States (<https://www.cdc.gov/media/releases/2020/s0126-coronavirus-new-cases.html>) - CDC, January 26, 2020
10. 2019 Novel Coronavirus (2019-nCoV) in the U.S. (<https://www.cdc.gov/coronavirus/2019-ncov/cases-in-us.html>) - CDC, Updated January 29, 2020
11. White House considers ban on flights to China amid coronavirus outbreak (<https://eu.usatoday.com/story/travel/news/2020/01/28/white-house-considers-ban-china-flights-amid-coronavirus-outbreak/4602839002/>) - USA Today, Jan. 28, 2020
12. CDC Confirms Person-to-Person Spread of New Coronavirus in the United States (<https://www.cdc.gov/media/releases/2020/p0130-coronavirus-spread.html>) - CDC Press Release, Jan. 30, 2020
13. NYC Officials Deny Report Of Coronavirus Amid Confusion (<https://www.forbes.com/sites/sergeiklebnikov/2020/01/31/nyc-officials-deny-report-of-coronavirus-amid-confusion/#351e47b5652c>) - Forbes, Jan. 31, 2020
14. Delta, American, United to suspend all China mainland flights as coronavirus crisis grows (<https://eu.usatoday.com/story/travel/2020/01/31/coronavirus-china-flight-ban-delta-cuts-all-flights-white-house/4620989002/>) - USA Today, Jan. 31, 2020
15. Secretary Azar Declares Public Health Emergency for United States for 2019 Novel Coronavirus (<https://www.hhs.gov/about/news/2020/01/31/secretary-azar-declares-public-health-emergency-us-2019-novel-coronavirus.html>) - U.S. Department of Health and Human Services (HHS), Jan. 31, 2020
16. Man returning from Wuhan, China is first case of 2019 Novel Coronavirus confirmed in Massachusetts (<https://www.mass.gov/news/man-returning-from-wuhan-china-is-first-case-of-2019-novel-coronavirus-confirmed-in>) - Massachusetts Department of Public Health, Feb. 1, 2020
17. County of Santa Clara Public Health Department Reports First Case of Novel (new) Coronavirus (<https://www.sccgov.org/sites/phd/news/Pages/novel-coronavirus-1-31-2020.aspx>) - Santa Clara County Public Health, Jan. 31, 2020
18. Coronavirus: First case confirmed in Santa Clara County (<https://www.mercurynews.com/2020/01/31/santa-clara-coronavirus/>) - Mercury News, Jan. 31, 2020

worldometer (/)

[about \(/about/\)](#) | [faq \(/faq/\)](#) | [languages \(/languages/\)](#) | [contact \(/contact/\)](#) | [report coronavirus cases \(/report_us/\)](#)

[\(/newsletter-subscribe/\)](#) [\(/https://twitter.com/Worldometers\)](https://twitter.com/Worldometers) [\(/https://www.facebook.com/Worldometers.info\)](https://www.facebook.com/Worldometers.info)

© Copyright Worldometers.info - All rights reserved - [Disclaimer & Privacy Policy \(/disclaimer/\)](#)

The Rudest Citizens In The Nation:
Ranked In Order, By State